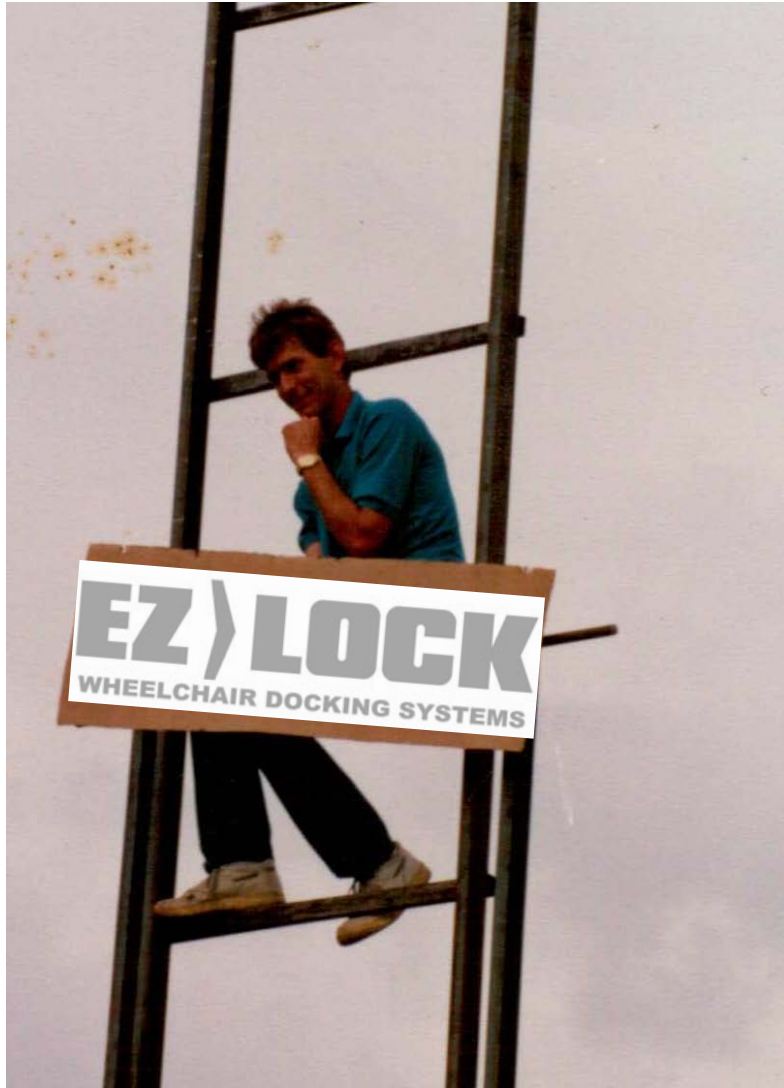




WHEELCHAIR DOCKING SYSTEMS™

- The EZ Lock wheelchair docking system was first thought of in 1985 & patented in 1987 by Bruce Constantin in Baton Rouge, La.



Bruce Constantin was the owner of Constantin Transit Vehicles and was very hands on with his company.





In 1985, Bruce was installing a raised door kit on a Ford van, as he pulled out the door lock assembly, he had an idea.


He took the lock/latch assembly off the door, then hand fabricated a steel box using a chop saw and a stick welder.


Once he finished the box he installed the door latch assembly into it.

Afterwards, he took 1" square tubing and made an H bar assembly to mount on a manual wheelchair to lock into the door lock in the steel box.









CONSTANTIN
E.Z. LOCK (504) 926-2403


OWNER
E. Z. LOCK
6001P
SERIAL NO. 0115-12-03-87




CONSTANTIN E.Z. LOCK
UMTRI CRASH TESTED

PATENT #4690364
(504) 926-2403

MANUAL OR EMERGENCY
PUSH BUTTON RELEASE
ON SIDE ▶





PULL LEVER FOR MANUAL EMERGENCY RELEASE OF LOCK
EZ LOCK
MODEL 6290

WARNING:
Always be sure to attach the
rod to the lock cylinder with the
rod & nut. Do not use the
rod & nut with any other
lock cylinder.

WARNING:
Always use all
locking devices in
accordance with
INSTALLING DEALER

PULL LEVER FOR MANUAL OR EMERGENCY RELEASE OF LOCK

EZ LOCK

INCORPORATED

MODEL 6290

Patent # 4690364

Baton Rouge, La.

Ph: 504-926-2403

WARNING:


Always be sure to check for visible signs of wear and report any binding or trouble to your local installer IMMEDIATELY !

The warning buzzer will sound when the vehicle ignition is on if the wheelchair is not fully engaged in the EZ Lock.

WARNING:

Always use all occupant safety devices !

DO NOT ATTEMPT TO ADJUST OR MODIFY THIS DEVICE ! CONSULT YOUR INSTALLING DEALER



EZ LOCK

Wheelchair Docking Systems

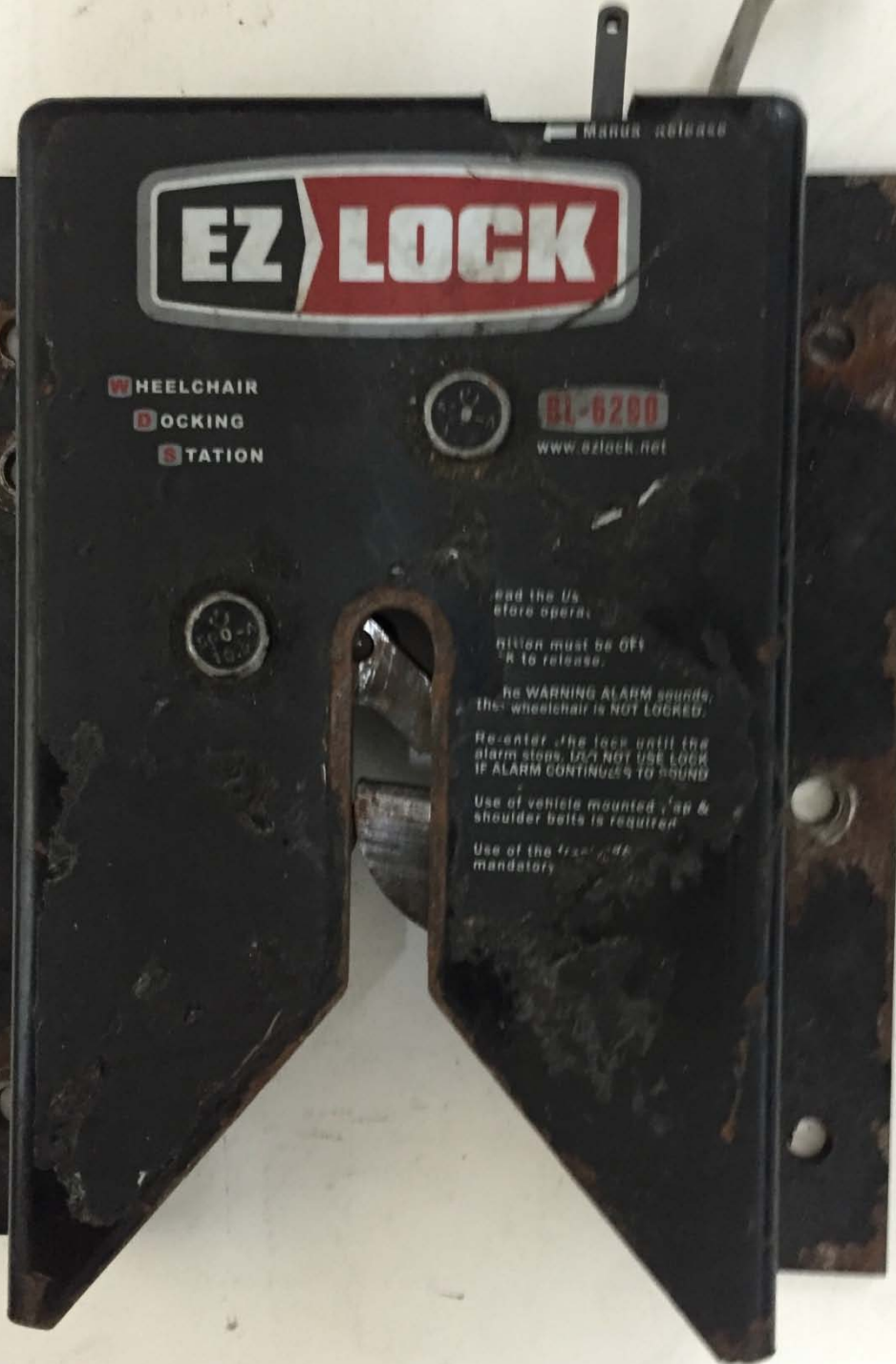
Manual Release

Read the user instructions before operating this device.
Ignition must be off for unit to release.
If no warning alarm sounds, re-enter the BL-6290 until alarm stops.
Contact authorized dealer for service.
EZ Lock is a patented product.

BL-6290

www.ezlock.net
Vehicle mounted lip & shoulder belts required for complete occupant restraint.
Use of seat STAB-VT mandatory for drivers.





EZ LOCK


WHEELCHAIR DOCKING STATION
BL-7317
www.ezlock.net



← MANUAL RELEASE



WHEELCHAIR DOCKING BASE
BL-6290
www.ezlock.net





WHEELCHAIR DOCKING BASE
BL-7317
www.ezlock.net

MADE IN THE

USA



WHEELCHAIR RESTRAINT SYSTEM

SYSTEM ON SYSTEM OFF

WARNING !

When the RED indicator is flashing, the wheelchair release system and audible warning buzzer WILL NOT OPERATE !! The RED flashing indicator should only be "ON" when the wheelchair restraint system is NOT OCCUPIED BY A WHEELCHAIR !!!

EZ LOCK **DE-ACT Panel**

SYSTEM READY CAUTION WARNING

make sure wheelchair is fully engaged into the base lock system disabled

EZ LOCK

wheelchair restraint systems

SYSTEM READY CAUTION WARNING

make sure wheelchair is fully engaged into the base lock system disabled

EZ LOCK

wheelchair docking systems

SYSTEM READY CAUTION WARNING

make sure wheelchair is fully engaged into the base lock system disabled

EZ LOCK

wheelchair restraint systems

READY STOP WARNING

Wheelchair is Locked Wheelchair is NOT Engaged in Lock System Disabled DO NOT USE

EZ LOCK

Wheelchair Docking Systems™

www.ezlock.net

READY STOP WARNING

Wheelchair is Locked Wheelchair is NOT Engaged in Lock System Disabled DO NOT USE

EZ LOCK

Wheelchair Docking Systems™

www.ezlock.net

EZ LOCK

RELEASE

STOP NOT LOCKED

WARNING DEACTIVATED

READY LOCKED

DEACTIVATE

WHEELCHAIR RESTRAINT SYSTEM

SYSTEM ON

SYSTEM OFF

WARNING !

When the RED indicator is flashing, the wheelchair release system and audible warning buzzer WILL NOT OPERATE !! The RED flashing indicator should only be "ON" when the wheelchair restraint system is NOT OCCUPIED BY A WHEELCHAIR !!!

EZ LOCK

DE-ACT Panel

SYSTEM
READY



CAUTION
make sure wheelchair
is fully engaged into
the base lock



wheelchair restraint systems

WARNING
system
disabled



SYSTEM
READY



CAUTION
make sure wheelchair
is fully engaged into
the base lock



wheelchair docking systems

WARNING
system
disabled



SYSTEM
READY



CAUTION
make sure wheelchair
is fully engaged into
the base lock



wheelchair restraint systems

WARNING
system
disabled



READY
Wheelchair is
Locked

STOP
Wheelchair is NOT
Engaged in Lock

WARNING
System Deactivated
DO NOT USE



RELEASE

RELEASE



Wheelchair Docking Systems™
www.ezlock.net



DEACTIVATE

READY
Wheelchair is
Locked

STOP
Wheelchair is NOT
Engaged in Lock

WARNING
System Deactivated
DO NOT USE



RELEASE

RELEASE



Wheelchair Docking Systems™
www.ezlock.net



DEACTIVATE

EZ LOCK



RELEASE

STOP
NOT LOCKED


WARNING
DEACTIVATED

READY
LOCKED

DEACTIVATE




Figure 4 mannequin
1-00-00
VIBRT 001



BL-6290

One piece
system

8.2 lbs



BL-7317

Detachable
2 piece system
for easy maintenance

10.2 lbs



ECU-6

Large easy touch Release Button that can be pressed at any angle

3 different color lights & audible indicator to let you know the status of the lock

2-way communication smart controller (dual micro)

Touchpad communicates with ECU



- Automotive grade plugs with latch-n-lock connector
- Solenoid is heavy duty with thermal protection
- 2 micro limit switches
- Brackets are designed & impact tested on our in house crash sled
- Products are made of High Carbon Steel for added durability & have a Power Coated protective finish

- Limited Lifetime Warranty on Electronics
- 5 year Warranty on Hardware
- SAE J2249/ISO 10542 Crash Tested
- Sold Worldwide
- Family owned & operated

